

MANUAL OF THE UNIFORM
OF
THE GRAND COMMANDERY OF KNIGHTS
TEMPLAR
OF PENNSYLVANIA
2026



PENNSYLVANIA KNIGHTS TEMPLAR DRESS UNIFORM MANUAL

TABLE OF CONTENTS

INTRODUCTION	Page 4
UNIFORM STYLE 1: SHORT COAT (CLASS A)	Page 5
A. Coat Specifications	
B. Trousers	
C. Chapeau	
D. Sword and Scabbard	
E. Shirt	
F. Necktie	
G. Gloves	
H. Hose	
I. Shoes	
UNIFORM STYLE 2: CAP AND MANTLE	Page 12
A. Templar Mantle	
B. Jewels and Decorations	
C. Templar Cap	
D. Commandery Badge	
E. Sword and Scabbard	
F. Sword Sling	
G. Trousers	
H. Shirt	
I. Necktie	
J. Gloves	
K. Hose	
L. Shoes	
UNIFORM STYLE 3: LONG COAT (Frock)	Page 21
A. Coat Specifications	
B. Trousers	
C. Chapeau	
D. Sword and Scabbard	
E. Belt and Buckle	
F. Baldric	
G. Shirt	
H. Shirt Collar	
I. Gloves	
J. Hose	

K. Shoes

UNIFORM STYLE 4: FATIGUE UNIFORM

Page 28

A. Coat Specifications

B. Trousers

C. Cap

D. Shirt

E. Necktie

F. Gloves

G. Hose

H. Shoes

UNIFORM COMPLIANCE AND USAGE NOTES

Page 32

GREY COAT (SPORTS JACKET)

Page 33

QUICK REFERENCE: CROSS TYPES BY RANK

Page 35

UNIFORM COMPONENT GUIDE

Page 36

Patches

Shoulder Boards

Collar Tabs

Jewels

Knight Templar Citation Bars and Awards

Grand Encampment Awards (Right Side or Neck)

Name Tags

Fourragère

Chapeaus, Cap, and Fatigue Cap

Cap Badges

Buttons

Sword Belts

Sword Slings

Aprons

Sword

APPENDIX — Constitutional Text (Sections 510–513)

Page 60

Notes

Page 75

Constitution Reference: Sections 510–513 at the end of this manual in full text

INTRODUCTION

This manual provides comprehensive specifications for all authorized dress uniforms within the Grand Commandery jurisdiction. Four distinct uniform styles are recognized as regulation dress: the Short Coat Style (Class A), the Cap and Mantle Style, the Long Coat (Frock) Style, and the Fatigue Uniform. Additionally, the accessories for the uniform are also included for reference.

NOTE: *This is a living document and will be updated as changes are made to the sections in the Constitution.*

UNIFORM STYLE 1: SHORT COAT (CLASS A)

Historical Note

The Short Coat dress uniform was adopted as an optional uniform in 1966 and designated as regulation Full Dress in 1983. Both the Short Coat and Long Coat styles are considered regulation Full Dress Uniforms.

A. Coat Specifications

General Construction

- ❖ Style: Three-button, double-breasted sack coat
- ❖ Closure: Three buttons
- ❖ Material: Black cloth (recommended: 10–10.5 oz tropical blend of 45% wool/55% Dacron OR 10 oz 100% wool tropical worsted)
- ❖ Pockets:
 - No functional outside pockets
 - Two lower straight flaps stitched on outside edges (simulated pocket appearance)
 - Left breast pocket welt: 1 inch wide × 6 inches long (for Commandery jewel attachment)
 - Two inside breast pockets (one per side)
- ❖ Sword Belt Access: 4-inch horizontal slit opening with zipper at left side near simulated pocket flap and waistline
- ❖ Lining: Minimum 3/8 lined with plain black material; sleeve linings may be black or white with shield in each sleeve; armholes piped with lining
- ❖ Edges: Single stitched
- ❖ Length: One inch below wearer's crotch line
- ❖ Collar: Roll collar with peak lapels, 3 inches wide at peak

IMPORTANT: Neither baldric nor outside belt shall be worn with the short coat. Existing long coat belts may be adapted by removing the long chain, with scabbard suspended from two short chains through the coat slot, or by using two short black leather slings with hook snaps and loops.

Rank-Specific Specifications

1. Grand Commandery Elective Officers, Past Grand Commanders, Past Deputy Grand Commanders, Past Grand Generalissimos, and Past Grand Captains General

Collar Insignia:

- ❖ 1-inch Templar Cross of gold thread (machine or hand embroidered)

- ❖ Embroidered directly on coat or on sewn patches
- ❖ Velvet centers in cross arms
- ❖ Position: On collar points, 1/2 inch above lapel seam and 1/2 inch from outside edge
- ❖ Thread: Rayon or metallic bullion acceptable

Sleeve Insignia (left sleeve, below shoulder seam):

- ❖ "**PENNSYLVANIA**" in plain block letters, semicircular arrangement
- ❖ Templar Cross below the word (matching collar crosses)
- ❖ Gold thread embroidery

Velvet Color:

- ❖ Past Grand Commanders: Purple
- ❖ All others: Red

2. Grand Commandery Appointive Officers (During Incumbency)

Same as elective officers, except:

Sleeve Insignia:

- ❖ Commandery name (semicircular, top)
- ❖ Commandery number (middle)
- ❖ "**PENNSYLVANIA**" (horizontal line, bottom)
- ❖ All in plain block letters, gold thread

3. Commanders, Division Commanders, and Past Commanders (Including former Grand Commandery Officers without Past rank per Sections 133–134)

Same as appointive officers, except:

- ❖ Cross Type: 1-inch Passion Cross with red center (substitutes for Templar Cross)
- ❖ Gold thread embroidery

4. All Other Commandery Officers and Sir Knights

Same as Commanders, except:

- ❖ Thread Color: Silver (substitutes for gold)

B. Trousers

- ❖ Material: Black cloth matching coat
- ❖ Style: No cuffs or ornamentation

C. Chapeau

1. Grand Commander, Past Grand Commanders, Grand Commandery Officers, Past Deputy Grand Commanders, Past Grand Generalissimos, Past Grand Captains General

Body Construction:

- ❖ Material: Hatters plush or velvet
- ❖ Trim: Black silk velvet binding
- ❖ Plumes: Two black, one white ostrich plume
- ❖ Front/rear peaks: Extend 4¼ inches from head
- ❖ Sides: Beveled, 1 inch smaller at top than at head

Rosette (Left Side):

- ❖ Shape: Oval, 5 inches high × 4 inches wide
- ❖ Construction: Minimum 33 satin points (single fold)
- ❖ One row quilled black satin ribbon (1/8 to 1/4 inch folds) displaying 1/2 inch from edge
- ❖ Oval black silk velvet center: 3¼ inches high × 2⅝ inches wide
- ❖ Edging: Two twisted gilt/real bullion threads
- ❖ Quilted ribbon display: 3/8 to 1/2 inch around rosette edges

Cross on Rosette:

- ❖ Type: Templar Cross, 3 inches square
- ❖ Material: Silk velvet
- ❖ Border: Single row gilt/real bullion embroidery, 1/4 inch wide (no twisted bullion at corners)
- ❖ Color: Purple (Past Grand Commanders); Red (all others)

Additional Elements:

- ❖ Black silk velvet bow between front folds
- ❖ Half-round gold bullion tassel between front folds

Optional Modifications:

- ❖ Satin points and quilled ribbon may be omitted
- ❖ Cross and border may be machine embroidered with rayon thread on velvet base

2. Division Commanders, Past Division Commanders, Former Grand Commandery Officers Without Past Rank

Same as Grand Commander chapeau, except:

- ❖ Cross Type: Passion Cross (red silk velvet, 3 inches high, proportional transverse arms)
- ❖ Twisted bullion at corners
- ❖ Optional modifications available

3. Commanders and Past Commanders

Same as Division Commanders, except:

- ❖ Cross Type: Passion Cross (red silk velvet, 3 inches high, proportional transverse arms)
- ❖ No twisted bullion at corners
- ❖ Gold tassel omitted

4. All Other Commandery Officers and Sir Knights

Same as Commanders, except:

- ❖ Silver threads and embroidery (substitutes for gold)

D. Sword and Scabbard**1. Grand Commander, Past Grand Commanders, Grand Commandery Officers, Past Deputy Grand Commanders, Past Grand Generalissimos, Past Grand Captains General****Sword Specifications:**

- ❖ Metal scabbard
- ❖ Suspension: Two metal rings
- ❖ Cross guard: Straight, solid pattern (no curving ends)
- ❖ Pommel: No chain to cross guard
- ❖ Helmet head design
- ❖ Handle: White ivory or imitation ivory
 - Front: Owner's monogram (etched)
 - Reverse: Templar Cross (etched)
- ❖ Blade: Maximum 19mm width recommended
- ❖ Scabbard: Properly sized for blade, minimal ornamentation, only recognized Order emblems
- ❖ Finish: All metal parts gold plated (except blade)

Cross Color:

- ❖ Past Grand Commanders: Purple
- ❖ All others: Red

2. Commanders, Division Commanders, Past Commanders (Including former Grand Commandery Officers)

Same as Grand Commander, except:

- ❖ Cross Type: Passion Cross (red when in color)

3. All Other Commandery Officers and Sir Knights

Same as Commanders, except:

- ❖ Finish: Silver plated (substitutes for gold)

E. Shirt

- ❖ White long sleeve dress shirt
- ❖ White turn-down collar (not button-down point)

F. Necktie

- ❖ Black four-in-hand
- ❖ No stick pin

G. Gloves

- ❖ Buff colored
- ❖ Lisle thread or chamoisette

H. Hose

- ❖ Black

I. Shoes

- ❖ Black

Uniform Pictorial Description and Diagrams

Figure 1 Short Uniform Coat or Tunic (Class A)



Figure 2 Gloves



Figure 3 Shoes



Figure 4 Shirt and Neck Tie



Figure 5 Trousers



UNIFORM STYLE 2: CAP AND MANTLE

Authorization and Usage

Constituent Commanderies may adopt Cap and Mantle as official uniform in lieu of regulation Templar uniform. Wearable for all Templar occasions with the following requirement:

CRITICAL: When appearing in public, the entire Commandery MUST dress uniformly—either ALL in regulation uniform OR ALL in Cap and Mantle. Mixed dress is prohibited.

A. Templar Mantle

General Design

- ❖ Style: Medieval Templar/Sovereign Grand Priory pattern
- ❖ Material: White
- ❖ Hood included
- ❖ Length: Approximately 12 inches from floor

Rank-Specific Specifications

1. Members Below Commander Rank

- ❖ Body: White
- ❖ Hood lining: Silky white material
- ❖ Cross: Passion Cross, bright red, 9 inches high, left breast
- ❖ Neck closure: White cords with white tassels

2. Commanders and Past Commanders

- ❖ Single red ribbon: 1-inch wide, stitched 1/2 inch from outer edge
- ❖ Hood lining: Similar red material
- ❖ Cross: Passion Cross in red with gold rays, 9 inches high, left breast
- ❖ Neck closure: Red cords with red tassels

3. Grand Officers and Past Grand Officers (With Permanent Rank)

- ❖ Past Commander ribbon (as above)
- ❖ Additional red ribbon: 1/2-inch wide, stitched 1/2 inch from first ribbon
- ❖ Cross: Templar Cross in red, 9 inches high, left breast
- ❖ Neck closure: Red cords with red tassels

4. *Grand Commander*

- ❖ Single red ribbon: 2 inches wide, stitched 1 inch from outer edge
- ❖ Hood lining: Similar red material
- ❖ Cross: Templar Cross in red, 9 inches high, left breast
- ❖ Neck closure: Red cords with red tassels

5. *Past Grand Commanders*

- ❖ Single purple ribbon: 1½ inches wide, stitched ¾ inch from outer edge
- ❖ Hood lining: Similar purple material
- ❖ Cross: Templar Cross in purple, 9 inches high, left breast
- ❖ Neck closure: Purple cords with tassels

B. Jewels and Decorations

Permitted:

- ❖ Jewel of office (official Grand Encampment design only)
- ❖ Worn suspended on chain collar over mantle

Chain Collar Specifications:

For Past Grand Commanders and Grand Commandery Officers:

- ❖ Rectangular links (may attach to black or purple fabric backing)
- ❖ Rests upon shoulders
- ❖ Maximum circumference: 48 inches
- ❖ Link designs: Purple or red Templar crosses, Templar order crosses, Cross and Crown insignia (no designs from other degrees, bodies, or organizations)

For Commandery Commanders:

- ❖ Simple gold or silver chain
- ❖ Round or oval links
- ❖ Worn around neck
- ❖ No backing

For Other Commandery Officers:

- ❖ Similar to Commander chain
- ❖ Silver color

Prohibited:

- ❖ No other ornamentation
- ❖ No additional Templar jewels or recognitions on mantle

C. Templar Cap

Design: Sovereign Grand Priory style

- ❖ Depth: 3 inches
- ❖ Shape: Very slightly flared at top

Rank-Specific Specifications

1. All Members Below Past Grand Commander Rank

Material: Bright red velvet or silk

Front Cross (2 inches high):

- ❖ Members below Commander: Red Passion Cross
- ❖ Commanders and Past Commanders: Red Passion Cross with gold rays
- ❖ Grand Officers and Past Grand Officers (permanent rank): Red Templar Cross

2. Past Grand Commanders

- ❖ Material: Purple velvet or silk
- ❖ Cross: Purple Templar Cross trimmed in gold, 2 inches high

D. Commandery Badge

- ❖ Position: Right breast of mantle
- ❖ Size: 5 to 8 inches high
- ❖ Design: Commandery badge superimposed on Malta Cross OR Malta Cross incorporated within Commandery badge
- ❖ Approval: Design must be approved by Grand Commandery
- ❖ No other Templar jewels or recognitions permitted

E. Sword and Scabbard

1. Grand Commander, Past Grand Commanders, Grand Commandery Officers, Past Deputy Grand Commanders, Past Grand Generalissimos, Past Grand Captains General

Sword Specifications:

- ❖ Metal scabbard
- ❖ Suspension: Two metal rings
- ❖ Cross guard: Straight, solid pattern (no curving ends)
- ❖ Pommel: No chain to cross guard
- ❖ Helmet head design
- ❖ Handle: White ivory or imitation ivory
 - Front: Owner's monogram (etched)

- Reverse: Templar Cross (etched)
- ❖ Blade: Maximum 19mm width recommended
- ❖ Scabbard: Properly sized for blade, minimal ornamentation, only recognized Order emblems
- ❖ Finish: All metal parts gold plated (except blade)

Cross Color:

- ❖ Past Grand Commanders: Purple
- ❖ All others: Red

2. Commanders, Division Commanders, Past Commanders (Including former Grand Commandery Officers)

Same as Grand Commander, except:

- ❖ Cross Type: Passion Cross (red when in color)

3. All Other Commandery Officers and Sir Knights

Same as Commanders, except:

- ❖ Finish: Silver plated (substitutes for gold)

F. Sword Sling

- ❖ Worn over right shoulder
- ❖ Terminates in two straps with snaps
- ❖ Fastens to two upper scabbard rings

G. Trousers

- ❖ Black clothing material
- ❖ No cuffs or ornamentation

H. Shirt

- ❖ White long sleeve dress shirt
- ❖ White turn-down collar (not button-down point)

I. Necktie

- ❖ Black four-in-hand
- ❖ No stick pin

J. Gloves

- ❖ Buff colored
- ❖ Lisle thread or chamoisette

K. Hose

- ❖ Black

L. Shoes

- ❖ Black

Uniform Pictorial Description and Diagrams

Figure 1 Grand Commandery Chain Collar



All Grand Officers



Past Grand Commander

Figure 2 Constituent Commandery Chain Collar



Gold Commander only



Silver ranks below Commander

Figure 3 Commandery Mantle Patches examples



Allen-Beauceant No. 20, Past Commander



Allen-Beauceant No. 20



St. Omer's No. 7



Grand Commandery of Pennsylvania

Figure 4 Mantles

		
<p><i>Past Grand Commander</i></p>	<p><i>Grand Commander</i></p>	<p><i>Grand Officer or Past Grand Officer (elected)</i></p>
		
<p><i>Commander, Past Commander, or Past Division Commander</i></p>	<p><i>Sir Knight</i></p>	

Figure 5 Caps





	
<p><i>Past Grand Commander</i></p>	<p><i>Grand Officers or Past Grand Officer (permanent rank)</i></p>
	
<p><i>Commander, Past Commander, Past Division Commander</i></p>	<p><i>Sir Knight</i></p>

Figure 6 Gloves



Figure 7 Shoes



Figure 8 Shirt and Neck Tie



Figure 9 Trousers



Figure 10

IMPORTANT: No Coat or Uniform Tunic is to be worn with the Cap and Mantle Uniform



UNIFORM STYLE 3: LONG COAT (FROCK)

Historical Note

The Long Coat (Frock) dress uniform, adopted prior to 1966, remains a regulation Full Dress Uniform. Sir Knights possessing or electing to purchase this style are deemed in compliance with uniform regulations.

Usage Requirements

- ❖ Asylum ceremonies: Either Short or Long Coat permitted
- ❖ Competitive drills: All participants must wear identical uniform style

A. Coat Specifications

1. Grand Commander, Deputy Grand Commander, Past Grand Commanders, Past Deputy Grand Commanders

Construction:

- ❖ Style: Double-breasted frock coat
- ❖ Material: Black cloth
- ❖ Skirt length: To within 2 inches of knee bend
- ❖ Side edges: Each extends 2/3 skirt length

Buttons:

- ❖ Type: Half-round, black uncut velvet covered
- ❖ Diameter: 3/4 inch
- ❖ Front: Two rows of 9 buttons each, placed by threes
- ❖ Row spacing: 8–10 inches at top, 4–5 inches at bottom
- ❖ Back: Four buttons (two at waist seam, one at lower edge of each side edge)
- ❖ Sleeves: Three small buttons per sleeve
- ❖ **Collar:**
- ❖ Standing collar
- ❖ Hooks in front
- ❖ Height: Permits free chin movement

Sleeves:

- ❖ Stitched 3½ inches from end to form cuff

Lining:

- ❖ Black material
- ❖ No other ornamentation

2. Other Grand Commandery Officers and Past Officers, Past Commanders, Commanders

Same as Grand Commander, except:

- ❖ Buttons: Dome buttons (black ivory or silk covered)
- ❖ Placement: Equal intervals (not by threes)

3. All Other Commandery Officers and Sir Knights

Same as Commanders, except:

- ❖ Style: Single-breasted coat

B. Trousers

- ❖ Black cloth matching coat
- ❖ No cuffs or ornamentation

C. Chapeau

See Short Coat specifications (Section 510(c))

D. Sword and Scabbard**1. Grand Commander, Past Grand Commanders, Grand Commandery Officers, Past Deputy Grand Commanders, Past Grand Generalissimos, Past Grand Captains General****Sword Specifications:**

- ❖ Metal scabbard
- ❖ Suspension: Two metal rings
- ❖ Cross guard: Straight, solid pattern (no curving ends)
- ❖ Pommel: No chain to cross guard
- ❖ Helmet head design
- ❖ Handle: White ivory or imitation ivory
 - Front: Owner's monogram (etched)
 - Reverse: Templar Cross (etched)
- ❖ Blade: Maximum 19mm width recommended
- ❖ Scabbard: Properly sized for blade, minimal ornamentation, only recognized Order emblems
- ❖ Finish: All metal parts gold plated (except blade)

Cross Color:

- ❖ Past Grand Commanders: Purple
- ❖ All others: Red

2. Commanders, Division Commanders, Past Commanders (Including former Grand Commandery Officers)

Same as Grand Commander, except:

- ❖ Cross Type: Passion Cross (red when in color)

3. All Other Commandery Officers and Sir Knights

Same as Commanders, except:

- ❖ Finish: Silver plated (substitutes for gold)
- ❖ Suspension: Three metal rings (two upper mount, one middle mount)

E. Belt and Buckle

1. Past Grand Commanders

Belt Body:

- ❖ Black enameled leather
- ❖ Width: 1¾ inches
- ❖ Covering: Purple and gold wire lace interline (4 rows gold, 3 rows purple)
- ❖ Inside slides: Gold plated
- ❖ Extra black leather band inside for slide carriers

Slings:

- ❖ Three black leather slings: 7/8 inch wide (two short, one long)
- ❖ Covering: Rows of gold wire lace with one purple row between
- ❖ Lengthening buckles included
- ❖ Lower ends: Gold plated swivels
- ❖ Second sling top: Gold plated sword hook

Buckle:

- ❖ Shape: Rectangular, 2 inches high × 3 inches wide
- ❖ Material: Hard metal, gold plated
- ❖ Edge: Polished bevel, 1/8 inch width
- ❖ Face: Stippled vermicelli pattern, dull finish
- ❖ Cross: Purple enamel Templar Cross, 1⅛ inches square (no rays)
- ❖ Motto: "IN HOC SIGNO VINCES" in relief block letters, polished face
- ❖ Attachment: French fastener
- ❖ Return end: Held by sliding loop of gold wire lace (1/4 inch wide)

2. Grand Commander, Grand Commandery Officers (During Incumbency), Past Deputy Grand Commanders, Past Grand Generalissimos, Past Grand Captains General

Same as Past Grand Commanders, except:

- ❖ Lace: Black and gold wire (substitutes for purple and gold)
- ❖ Slings: Gold plated chains (substitute for leather)
- ❖ Cross: Red Templar Cross

3. Commanders, Division Commanders, Past Commanders (Including former Grand Commandery Officers)

Same as Grand Commander, except:

- ❖ Cross: Red Passion Cross (substitutes for Templar Cross)
- ❖ Note: Commanderies may select distinctive buckles (subject to Grand Commander approval)

4. All Other Commandery Officers and Sir Knights

Same as Commanders, except:

- ❖ Finish: Silver plated (substitutes for gold plated)

F. Baldric

(For Officers Below Captain General Rank and Sir Knights)

Body Construction:

- ❖ Width: 4 inches
- ❖ Center: White moiré antique silk
- ❖ Side borders: Black silk velvet, 1 inch each side
- ❖ Seam covering: Navy lace strip, 1/4 inch wide

Front Center Star:

- ❖ Type: Nine-pointed white metal star (symbolizing nine Order founders)
- ❖ Diameter: 3¾ inches
- ❖ Center: Passion Cross without rays (red silk velvet or enamel center)
- ❖ Motto: "IN HOC SIGNO VINCES" surrounding center

Fastening:

- ❖ Metal clasps at ends
- ❖ Intersection point: 6 inches from lower end
- ❖ Intersection clasp: Metal plate shaped as Templar Cross (may include sword support device)

Lining:

- ❖ Green moiré silk (full width and length)

Back Design:

- ❖ Red Cross of equal arms and angles, 4 inches square
- ❖ Visible on left breast when worn reversed

Shoulder Seam:

- ❖ Covered with silver wire lace (white center only)

Wearing: From right shoulder to left hip

G. Shirt

- ❖ White long sleeve dress shirt

H. Shirt Collar

- ❖ White linen
- ❖ Standing, closed front
- ❖ Height: Shows 1/4 inch above coat collar

I. Gloves

- ❖ Buff colored
- ❖ Lisle thread or chamoisette

J. Hose

- ❖ Black

K. Shoes

- ❖ Black

Uniform Pictorial Description and Diagrams

Figure 1 to 3 Frock or Tunic



Figure 1 Grand Commander or Past Grand Commander Only



Figure 2 Commander, Past Commander, Division Commander, Past Division Commander, Grand Officer Below the rank of Grand Commander or Past Grand Officer Only



Figure 3 All Sir Knights below the rank of Commander

Figure 4 Gloves



Figure 5 Shoes



Figure 6 Shirt (USMC Dress Shirt or White Standing Collar Dress Shirt)



Figure 7 Trousers



UNIFORM STYLE 4: FATIGUE UNIFORM

A. Coat Specifications

1. Grand Commander, Deputy Grand Commander, Past Grand Commanders, Past Deputy Grand Commanders

Construction:

- ❖ Style: Three-button, double-breasted sack coat
- ❖ Closure: Two buttons
- ❖ Material: Black unfinished worsted cloth or similar black material
- ❖ Pockets: Side pockets with flaps, left breast pocket
- ❖ Lining: Black material
- ❖ Inside pockets: Two

Collar Insignia:

- ❖ 1-inch Templar Cross, gold thread (machine or hand embroidered)
- ❖ Embroidered on coat or sewn patches
- ❖ Velvet centers in cross arms
- ❖ Position: On collar points
- ❖ Thread: Rayon or metallic bullion acceptable

Sleeve Insignia (left sleeve, below shoulder seam):

- ❖ **"PENNSYLVANIA"** in plain block letters, semicircular
- ❖ Templar Cross below word (matching collar crosses)

Sleeve Trim:

- ❖ 1/2 inch black braid forming cuff on each sleeve

Buttons:

- ❖ Type: Half-round black uncut velvet
- ❖ Total: Six (three per side)
- ❖ Cuffs: Two per cuff

Velvet Color:

- ❖ Past Grand Commanders: Purple
- ❖ Grand Commander, Deputy Grand Commander, Past Deputy Grand Commanders: Red

2. Other Elective Grand Commandery Officers (During Incumbency), Past Grand Generalissimos, Past Grand Captains General

Same as Grand Commander, except:

- ❖ Buttons: Dome buttons (black ivory or silk covered)

3. Appointive Grand Commandery Officers (During Incumbency)

Same as other elective officers (excluding Grand Commander/Deputy Grand Commander), except:

Sleeve Insignia:

- ❖ Commandery name (semicircular, top)
- ❖ Commandery number (middle)
- ❖ **"PENNSYLVANIA"** (horizontal, bottom)
- ❖ All in plain block letters, gold thread

4. Commanders, Division Commanders, Past Commanders (Including former Grand Commandery Officers)

Same as appointive officers, except:

- ❖ Cross Type: 1-inch Passion Cross, gold thread with red center

5. All Other Commandery Officers and Sir Knights

Same as Commanders, except:

- ❖ Thread: Silver (substitutes for gold)

B. Trousers

- ❖ Black cloth matching coat
- ❖ No cuffs or ornamentation

C. Cap

Style: Military Garrison Cap (Pershing Cap/Fatigue Cap)

- ❖ Material: Black
- ❖ Visor/bill: Black

NOTE: *8-point style caps remain regulation and wearable until currently owned caps are depleted. New procurement of 8-point style prohibited from adoption date of this section.*

Rank-Specific Specifications

1. Grand Commander, Grand Officers (During Incumbency), Past Grand Commanders, Past Deputy Grand Commanders, Past Grand Generalissimos, Past Grand Captains General

Cap Features:

- ❖ Band: Gold
- ❖ Chinstrap: Gold, attached with gold buttons

Front Insignia (2-inch square, fixed above band):

- ❖ Past Grand Commanders: Metal purple Templar Cross outlined in gold
- ❖ All others: Metal red Templar Cross outlined in gold

Visor Embellishment:

- ❖ Past Grand Commanders and Grand Commanders: Golden oak leaf and acorn ("scrambled eggs")

2. Commanders, Past Division Commanders, Past Commanders (Including former Grand Commandery Officers)

Same as Grand Commander, except:

- Cross: Metal red Passion Cross outlined in gold (2 inches high, proportional transverse arms)

3. Generalissimo and Captain General

Same as Grand Commander, except:

- ❖ Band: Silver
- ❖ Chinstrap: Silver with silver buttons
- ❖ Cross: Metal red Passion Cross outlined in silver

4. All Other Commandery Officers and Sir Knights

Same as Generalissimo and Captain General, except:

- ❖ Band: Black
- ❖ Chinstrap: Silver with silver buttons
- ❖ Cross: Red Passion Cross outlined in silver

D. Shirt

- ❖ White long sleeve dress shirt
- ❖ White turn-down collar (not button-down point)

E. Necktie

- ❖ Black four-in-hand
- ❖ No stick pin

F. Gloves

- ❖ Buff colored
- ❖ Lisle thread or chamoisette

G. Hose

- ❖ Black

H. Shoes

- ❖ Black

Uniform Pictorial Description and Diagrams

Omitted Similar to the Class A Short Coat Uniform.

UNIFORM COMPLIANCE AND USAGE NOTES

Historical Uniform Rights

Any Sir Knight currently possessing the Long Coat (Frock) dress uniform, or any newly dubbed Sir Knight electing to purchase the pre-1966 full-dress uniform, is deemed in compliance with Grand Commandery uniform regulations.

Public Appearance Requirements

For Cap and Mantle uniform: When appearing in public, entire Commandery must be uniformly dressed—either all in regulation Templar uniform or all in Cap and Mantle. No mixing permitted.

Ceremonial Usage

- ❖ Asylum ceremonies: Either Short Coat, Cap and Mantle, Long Coat (Frock), or Fatigue uniform may be used
- ❖ Competitive drills: All participants must wear identical uniform style

Embroidery Notes

Throughout these specifications, embroidery may be executed by machine or hand, using either rayon (or other suitable practical material) or metallic bullion thread.

Grey Coat (Sports Jacket)

Note

The Grey Coat (Sports Jacket) while not a uniform type is the adopted alternative for certain events and usage.

A. Coat Specifications

General Construction

- ❖ Style: Two-button, Sports coat with an outer breast pocket
- ❖ Closure: Two buttons
- ❖ Material: Light Grey cloth
- ❖ Pockets:
 - Two lower straight flaps
 - Left breast pocket welt: 1 inch wide × 6 inches long (for name badge usage if needed)
 - Two inside breast pockets (one per side)
- ❖ Length: One inch below wearer's crotch line
- ❖ Collar: Roll collar with peak lapels

IMPORTANT: Usage and events commonly worn include meals before or after a conclave, Presentation of the Order of the Red Cross, and Malta (Full uniform not permitted until the conferral of the Order of The Temple). Presentations of programs at other bodies where the full uniform is not permitted. Other events at the discretion of the Right Eminent Grand Commander's approval.

Name Badge Specifications

Current and Past elected or Appointed Officers may purchase through the Grand Commandery the approved name badge with a lower bar that is replaceable for rank. Black background with white lettering and gold logo. For any Sir Knight below the Grand Ranks this is not a requirement or necessity.

Lapel Pins

There are a number of awards Illustrious Knight of the Triangle, Knight Commander of the Temple, Commissioned Templar Chaplin, etc. that have an associated pin presented to the recipient. The Grey Coat (Sports Jacket) is the appropriate place to wear these pins and also the current Grand Commander's pin. Much like other bodies please use your best discretion on the number worn and only those of the Commandery.

Pictorial Description



QUICK REFERENCE: CROSS TYPES BY RANK

Templar Cross (Square):

- ❖ Grand Commandery elective and appointed officers (except Aides)
- ❖ Past Grand Commanders (purple center)
- ❖ Grand Officers with permanent rank: Past Deputy Grand Commanders, Past Grand Generalissimos, Past Grand Captains General (red center)

Passion Cross (Height emphasis with proportional transverse arms):

- ❖ Commanders and Past Commanders
- ❖ Past Division Commanders
- ❖ All other Commandery officers
- ❖ Sir Knights

Color Coding:

- ❖ Purple: Past Grand Commanders only
- ❖ Red: All other ranks entitled to crosses
- ❖ Gold trim/embroidery: Commander rank and above
- ❖ Silver trim/embroidery: Officers below Commander and Sir Knights

COLOR / FINISH	APPLIES TO
Purple	Past Grand Commanders only
Red	All other ranks entitled to crosses
Gold trim/embroidery	Commander rank and above
Silver trim/embroidery	Officers below Commander and Sir Knights

This manual supersedes all previous uniform specifications. For questions regarding interpretation or special circumstances, consult the Grand Commander or refer to the Constitution Sections 510–513 in the Appendix of this manual.

UNIFORM COMPONENT GUIDE

Patches



Pennsylvania Past Grand Commander



Pennsylvania Elected Officer and Grand Prelate or Associate Grand Prelate Use. Also, those intitled to permeant rank Grand Captain General or above who did not advance to the position of Grand Commander but completed their term of office.

Gold

Silver



Commander or Past Commander



All Sir Knight below the rank of Commander

Shoulder Boards



Past Grand Commander (Purple)



Current or Past Grand Line Elected offices (Red) Old English letters of office in Silver.



Past Commander or Past Division Commander (Red)



Commander (Green)



Generalissimo



Captain General



Recorder



Treasurer

NOTE: Any Commandery may, by its By-Laws, provide that the offices of Treasurer and Recorder may be consolidated into the one office of Recorder and when so combined, the Recorder shall assume the duties of the Treasurer as prescribed by the Constitution and Statutes of the Grand Encampment, the Constitution, Laws and Regulations of the Grand Commandery and the By-Laws of his Commandery (Sec 249a). If combined office of Recorder/Treasurer is to wear the Recorders Straps and Jewel.



Prelate

Collar Tabs



Past Grand Commander (Purple)



Current Grand Officers including Division Commanders or Past Grand Line Elected offices (Red)




Commander and Past Commander (Gold)



All Sir Knights below the rank of Commander (Silver)

Jewels



Jewels of Office: Subordinate Commandery

Malta Jewel

Three variants permitted in this jurisdiction 1) Plain with Pennsylvania Top Bar, 2) Plain with Pennsylvania Top Bar and Commandery Name suspended below, 3) Larger Full Color Pennsylvania version.

IMPORTANT: All other versions are not permitted to be worn at this time.



Variant 1



Variant 2



Variant 3

Order of Knights Preceptor

Once an officer reaches the rank of Commander, he is entitled to join the Order of Knights Preceptor at the Annual Conclave or during AMD Masonic Week.

The pin can be worn on the ribbon of the Malta Jewel.

NOTE: *The neck jewel also presented is only for wear during the conferral of the order.*



Order of Knights Preceptor Pin

Past Commander Jewel

Throughout the state there is a variety of historical and commercial ones in use. Below is the current Past Commanders Jewel available through the Grand Recorder's Office for purchase.



Commandery Jewel (Spur)

Various versions throughout the jurisdiction adopted by an individual commandery.



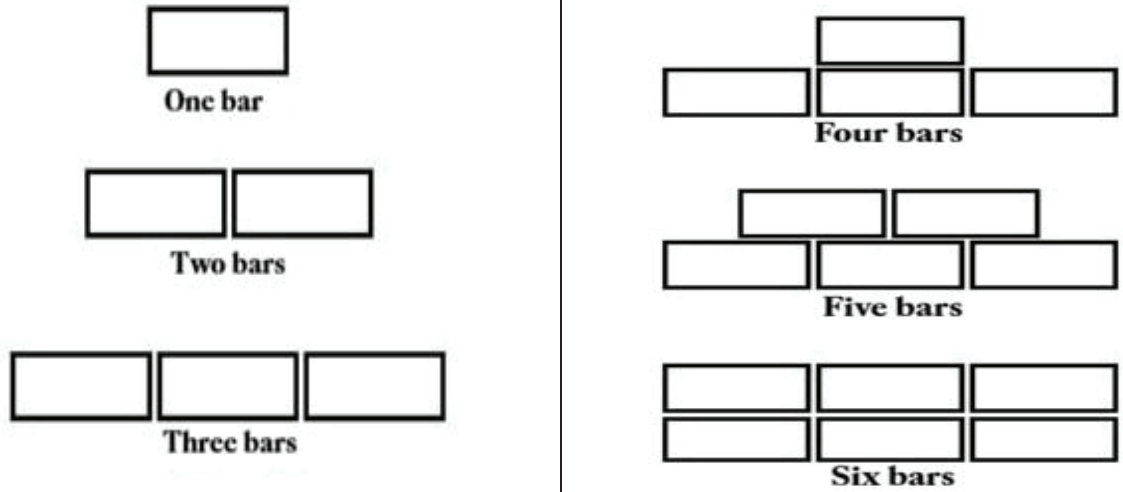
Pennsylvania Holy Land Pilgrimage Fund Jewel

Awarded for a donation of \$250.00 at this time



Knight Templar Citation Bars and Awards

NOTE: *Knight Templar Citation Bars are to be worn on the left side, one-half inch above the jewels (no more than 3 per row) displayed and in the center of the display line. Bars are to be worn in the following configurations.*



Sword Proficiency Bar




Outstanding Commander Bar (Deactivated Status)



NOTE: *Currently not issued; prior recipients permitted to wear*

Veterans Bar



York Rite Leadership Bar



NOTE: This bar does not signify membership in KYCH. A Sir Knight may wear it if he has presided over all 4 York Rite bodies (Lodge, Chapter, Council, Commandery).

First Responder Bar



Grand Encampment Awards (Right Side or Neck)

Knight Templar Cross of Honor

(Old version is to be worn on left side as fourth jewel first in the row) New version is a neck jewel— not to be worn at the same time as the Knight Commander of the Temple neck jewel)



Old Version



New Version

Knight Commander of the Temple




Old Version



New Version

Membership Jewel

Awarded by Grand Encampment to Sir Knights who are first-line signer on 10 commandery petitions. Oak Leaves are awarded for every subsequent petition in increments of 5 (Bronze, Silver, and Gold). May be worn on either the right or left side of the uniform.




Commissioned Chaplain Jewel



Crusader Cross Jewel

First awarded to a Sir Knight upon making a one-time or cumulative donations totaling \$1,000 to the Knights Templar Eye Foundation. For each additional \$1,000 donation Sir Knights receive a jewel denoted by the smaller crosses in the quadrants of the jewel. At \$5,000 increments, the background color of the jewel changes. Only the highest award received is permitted to be worn (Only 1 on the uniform at a time).





Sid Dorris III Endowment Fund

Awarded for a one-time donation of \$1,000 to the Grand Encampment Endowment Fund



Eye Foundation State Voluntary Campaign Chairman

Only worn by the state chairman during his appointed term.

**Name Tags**

For all Sir Knights no matter the rank. No images or other text is to be included.



Past Division Commander (The only position permitted to wear this style name tag.)

Fourragère

To be worn on the left shoulder, with both single strings under the arm and the braided portion on the outside of the arm.

Aide to the Grand Commander (White)

Only to be worn during the term of appointment. It is to be removed if not reappointed by the next Grand Commander.

**Division Commander (Red and Yellow)**

Only worn during the term of appointment as a Division Commander



Past Division Commander (Red)

Awarded to those who have completed a three-year minimum term as a Division Commander



NOTE: Properly worn on the left arm both single strings under the arm braid portion on the outside of the arm.

Chapeaus, Cap, and Fatigue Cap

All Sir Knights below the rank of Commander (Silver Rosette)



Commanders, Past Commanders (Gold Rosette) Past Division Commanders (The same with the retention of the gold tassels between the front folds)



All Grand Officers and Those permitted permeant rank Grand Captain General or above. Gold Templar cross rosette and gold tassels between the front folds. Past Grand Commander's Rosette changes to purple at the completion of their term



Past Grand Commander



Grand Officers or Past Grand Officer (permanent rank)



Commander or Past Commander



Sir Knight



Sir Knights



Captain General and Generalissimo



Commander and Grand Officers



Grand Commander and Past Grand Commanders

Cap Badges



- ❖ Silver Cross: All Sir Knights below rank of Commander
- ❖ Gold Cross: Commander, Past Commander, Past Division Commander
- ❖ Red Templar Cross: All Grand Line Officers during incumbency in office and those who have obtained permanent rank (Grand Captain General and above who did not achieve the rank of Grand Commander)
- ❖ Purple Templar Cross: Past Grand Commanders

Buttons



Permitted: 23mm Domed plastic or cloth covered



*Buttons with the Templar Design are **Not Permitted** in this jurisdiction*

Sword Belts



Gold Sword Belt: For Commanders and Grand Officers with the Frock coat Only. For the Past Grand Commander version Black is replaced with Purple



Silver Sword Belt all Sir Knights below the rank of Commander with the Frock coat Only

Sword Slings

Sword Sling

Depending on Rank, either gold or silver clips. Both single and double arm versions are permissible. (Single variant shown for reference). To be worn with all uniforms except Long Coat (Frock).



Aprons



Silver: All Sir Knights Below rank of Commander (The black apron with skull and crossed bones may ONLY be worn in the asylum. It may NOT be worn in public)



Gold: Commander and Past Commander (The black apron with skull and crossed bones may ONLY be worn in the asylum. It may NOT be worn in public)



Gold: Commander and Past Commander (Asylum or Public)




Silver: All Sir Knights Below rank of Commander (Asylum or Public)



Reversible: same rules apply to single sided versions

Sword



Examples of modern production swords for color reference

For the Grand Commander, Past Grand Commanders, Grand Commandery Officers, Past Deputy Grand Commanders, Past Grand Generalissimos, and Past Grand Captains General

The sword should have a metal scabbard (the case that holds the blade), held by two metal rings. The cross guard (the bar between the handle and the blade) must be straight. The top of the handle should be shaped like a helmet, and the handle itself should be made of white ivory or imitation ivory. One side of the handle should be etched with the owner's monogram, and the other side with the Templar Cross.

A few things the sword must not have:

- ❖ **No** chain connecting the top of the handle to the cross guard
- ❖ **No** curved ends or shield shape on the cross guard (it must be straight)

The blade should be no wider than 19 millimeters, and the scabbard should fit it properly. The scabbard should be plain, with no decoration except for the official emblems of the Order. Every metal part of the sword except the blade itself should be gold plated.

When the Cross appears in color, it should be purple for Past Grand Commanders and red for the other officers listed above.

For Commanders, Division Commanders, and Past Commanders (including anyone who used to be a Grand Commandery Officer)

Same rules as above, with two changes: use the Passion Cross instead of the Templar Cross, and when shown in color, the Cross should be red.

For all other Commandery Officers and Sir Knights

Same rules as for Commanders, except the metal parts should be silver plated instead of gold.

NOTE: *There is **NO** chain from the knight's head to the guard.*

Some commanderies throughout the jurisdiction have different forms prior to the adoption of a single style for use and this is permissible if using an antique sword.

APPENDIX

DRESS UNIFORM SHORT COAT STYLE

Class A

Description from the Constitution

Section 510.

(a) COAT:

1. For All Officers of the Grand Commandery, Past Grand Commanders, All Officers of Constituent Commanderies, Past Commanders of constituent Commanderies, and All Sir Knights:

The uniform coat shall be a three-button, double breasted sack coat, to close with three buttons, and to be of black clothing material (a ten to ten and one-half ounce tropical of 45% wool and 55% Dacron or a ten-ounce 100% wool tropical worsted is recommended). It shall have no outside pockets, but shall have two lower straight flaps, no openings, stitched on outside edges to give the appearance of pockets, and a left breast pocket welt one inch wide and six inches long to provide a space for fastening a Commandery jewel of office and/or other permitted Commandery jewels. It shall have two inside breast pockets, one on each side. At wearer's left side, near the simulated pocket flap and his waistline, a four-inch horizontal slit opening with zipper closing, to allow sword belt chains or slings to be worn on concealed belt or on trouser waist belt (see note below) Coat to be not less than 3/8 lined with plain black lining material, sleeve linings to be of either plain black or white lining material, with a shield in each sleeve, and armholes piped with lining. Edges to be single stitched. Length of coat shall be one inch below wearer's crotch line. Coat to have roll collar with peak lapels, three inches wide at peak. On the points of the collar, one half inch above lapel seam and one-half inch from outside edge of collar, shall be a Cross as hereafter described. On the left sleeve just below the shoulder seam may be Commandery identification as described in the various Officer, Past Officer and Sir Knight listings below.

NOTE: — *Neither baldric nor outside belt is to be worn with the short coat dress uniform. Existing belts worn with the long coat dress uniform may be worn under coat by removing long chain, the scabbard to be suspended from the two short chains extending thru slot in coat; or from two short slings of black leather with hook snaps at bottom and a loop at top may be worn over trousers belt and thru slot in coat to suspend scabbard.*

2. For the elective Officers of the Grand Commandery during incumbency in office, Past Grand Commanders, Past Deputy Grand Commanders, Past Grand generalissimos, and Past Captains General:

The Cross on the lapels shall be a one-inch Templar Cross of gold thread (see note below) embroidered on the coat, or on patches sewn on the coat, with velvet centers in the arms of the Cross. On the left

sleeve just below the shoulder seam there may be embroidered on the sleeve, or on a patch sewn on the sleeve, the word "PENNSYLVANIA" in plain block letters in semicircular shape, and below the word, a Templar Cross corresponding with those on the collar. For Past Grand Commanders, the velvet center shall be purple, for all others enumerated above, the velvet center shall be red.

NOTE: — *Embroidery may be either by machine or by hand and thread may be of either rayon (or other suitable and practical material) or metallic bullion.*

3. For the appointive Officers of the Grand Commandery during incumbency in office:

The same as described for the elective Officers of Grand Commandery, except that the embroidery on the left sleeve shall be as follows: just below the shoulder seam, the name of the Commandery in semicircular shape and below the name the number of the Commandery of which the wearer is a member, and below the number, the word "PENNSYLVANIA" in a horizontal line, all embroidered in plain block letters of gold thread. (See the note at the end of 1)

4. For Commanders, Division Commanders, and Past Commanders (including former Officers of Grand Commandery not having Past rank as defined in Sections 133 and 134):

The same as described for the appointive Officers of Grand Commandery, except that a one-inch Passion Cross of gold thread with red center shall be substituted for the Templar Cross.

5. For all other Officers of Commanderies and for Sir Knights:

The same as described for Commanders, except that silver embroidery shall be substituted for gold.

(b) TROUSERS:

The trousers shall be of black clothing material to match the coat and to be without cuffs or ornamentation.

(c) CHAPEAU:

1. For the Grand Commander, Past Grand Commanders, Officers of Grand Commandery, Past Deputy Grand Commanders, Past Grand Generalissimos, and Past Grand Captains General:

A military chapeau, body covered with either hatters plush or velvet, trimmed with black silk velvet binding, and with two black and one white ostrich plumes. Front and rear peaks of chapeau shall extend four and one fourth inches from the head; side of chapeau shall be beveled, being one inch smaller at the top than at the head. On the left side there shall be a rosette, oval in shape, five inches in height by four inches in width, composed of not less than thirty-three satin points, in single fold, on top of which, so as to display said points to the distance of one-half inch from the edge, is laid one row of quilled black satin ribbon, in folds of from one eighth to one-fourth of an inch in width, and on top of this laid an oval black silk velvet rosette, three and one-fourth inches in height by two and five eighths inches in width, edged with two twisted threads of gilt or real bullion, thus displaying the quilted satin

ribbon around the edges of the rosette to a distance of from three-eighths to one-half inch. On the velvet oval shall be a Templar Cross of silk velvet, three inches square, bordered by a single row of gilt or real bullion embroidery, one fourth of an inch in width (no twisted bullion at the several corners or angles of the Cross). A bow of black silk velvet and a half-round gold bullion tassel shall be placed between the front folds of the chapeau.

NOTE: — *Rosette of satin points and quilled satin ribbon may be omitted. Cross and border may be machine embroidered with rayon thread on a velvet base. These items are optional as they will permit a reduction in the cost of a chapeau. For Past Grand Commanders, the arms of the Cross shall be purple; for the other Officers, it shall be red.*

2. For Division Commanders, former Division Commanders and former Officers of Grand Commandery not having Past rank as defined in Sections 133 and 134:

The same as described for the Grand Commander, except that a Passion Cross of red silk velvet, three inches in height with transverse arms in proportion to the height (no twisted bullion at the several corners or angles of the Cross) shall be substituted for the Templar Cross, and the other substitutions as listed in 1. above may be made if desired.

3. For Commanders and Past Commanders: The same as described for Division Commanders, except that the gold tassel shall be omitted.

4. For all other Officers of Constituent Commanderies and for Sir Knights:

The same as described for Commanders, except that silver threads and embroidery shall be substituted for gold.

(d) SWORD AND SCABBARD:

1. For the Grand Commander, Past Grand Commanders, Officers of Grand Commandery, Past Deputy Grand Commanders, Past Grand Generalissimos, and Past Grand Captains General:

A sword with metal scabbard, suspended by two metal rings; a straight cross guard; a helmet head; a white ivory or imitation ivory handle etched in front with the monogram of the owner and on the opposite side with the Templar Cross. There shall be no chain from pommel to cross guard, nor shall the guard be other than a straight solid pattern, devoid of either curving ends or shield-shaped device in the center. A blade not to exceed nineteen millimeters in width, with a scabbard to properly accommodate the same, is recommended. All scabbards shall be devoid of elaborate ornamentation and must contain no emblem other than recognized emblems of the Order. All metal parts of the sword, except the blade, shall be gold plated. For Past Grand Commanders, the Cross, when in color, shall be purple; for the other Officers, it shall be red.

2. For Commanders, Division Commanders and Past Commanders (including former Officers of grand Commandery):

The same as described for the Grand Commander, except that the Passion Cross shall be substituted for the Templar Cross, which, when in color, shall be red.

3. For all other Officers of Commanderies and for Sir Knights:

The same as described for Commanders, except that silver shall be substituted for gold.

(e) SHIRT: Shirt to be white, white turn down collar.

(f) NECKTIE: Black four-in-hand, without stick pin.

(g) GLOVES: Buff colored, of lisle thread or chamoisette.

(h) HOSE: Black hose.

(i) SHOES: Black shoes

Section 511.

The above-described Short Coat dress uniform adopted as an optional dress uniform in 1966 and subsequently removed from the optional status in 1983 and the Long Coat dress uniform adopted prior to 1966 shall both be considered regulation Full Dress Uniforms of this Grand Jurisdiction.

Provided, that any Sir Knight who now possesses the long coat dress uniform or any newly dubbed Sir Knight who elects to purchase the full-dress uniform prescribed prior to the adoption of the 95 short coat full dress uniform, as an option, in 1966 shall be deemed to be in compliance with the uniform regulations of this Grand Commandery.

And further, that for Asylum ceremonies either dress uniform may be used; that for competitive drills the uniforms used by those participating must be alike.

DRESS UNIFORM

Cap and Mantle Style

Description from the Constitution

Section 511a.

In lieu of the regulation Templar uniform, constituent Commanderies may adopt the use of the Cap and Mantle as their official uniform. These can be worn for all Templar occasions, provided that when appearing in public, the entire Commandery MUST be dressed in like manner — either in Uniform or all in Cap and Mantle. The Cap and Mantle is prescribed as follows:

1. **TEMPLAR MANTLE:** In general, the mantle shall be of the style worn by medieval Templars and by members of the Sovereign Grand Priories. It shall consist of white material, with hood, reaching to approximately twelve inches from the floor and ornamented as follows:

a. For members of the Order below the rank of Commander: The mantle shall be white; the hood to be lined with silky white material, the Passion Cross in bright red, nine inches in height, on the left breast; the mantle to tie closely around the neck with white cords with white tassels.

b. For Commanders and Past Commanders: The mantle shall have a single red ribbon, one inch wide, stitched one-half inch from the outer edge; the hood to be lined with a similar red material; the Passion Cross in red with gold rays, nine inches in height, on the left breast; the mantle to tie closely around the neck with red cords with red tassels.

c. For Grand Officers and Past Grand Officers entitled to permanent rank: The mantle shall have the ribbon of a Past Commander and an additional red ribbon one-half inch wide, stich one-half inch from said ribbon; the Templar Cross in red, nine inches in height, on the left breast; the mantle to tie closely around the neck with red cords and red tassels.

d. For the Grand Commander: The mantle shall have a single red ribbon, two inches wide, stitched one inch from the outer edge; the hood lined in red with a similar material; the Templar Cross in red, nine inches in height on the left breast; the mantle to tie closely around the neck with red cords and red tassels.

e. For Past Grand Commanders: The mantle shall have a single purple ribbon, one and one-half inches wide, stitched three-quarters of an inch from the outer edge; the hood lined in purple with a similar

material; the Templar Cross in purple, nine inches in height on the left breast; the mantle to tie closely around the neck with purple cords and tassels.

2. Jewels and Decorations

No other ornamentation or Templar jewels or recognitions shall be worn on the mantle except that a jewel of office conforming to official Grand Encampment design may be worn suspended on a chain collar worn on top of mantle. The collar shall be of the following design. For Past Grand Commanders and Grand Commandery officers the collar shall consist of rectangular links that may or may not be attached to a fabric backing of black or purple material and shall rest upon the shoulders. The total circumference of the collar is to be not more than 48 inches. The links shall contain designs appropriate to rank such as purple or red Templar crosses, designs general to Templary such as crosses indicating the orders of Templary, Cross and Crown insignia or designs not indicative of any other degree or body of Freemasonry or other private organization (Figure 1). For Commanders of Commanderies the chain will be a simple gold or silver color chain composed of round or oval links worn around the neck and having no backing. For other officers of a Commandery the chain shall be similar to the commander except that it shall be silver in color (Figure 2).

3. **TEMPLAR CAP:** The Templar cap shall follow the design and specifications of the style worn by the Sovereign Grand Priorities, three inches in depth and very slightly flared at the top.

a. For all members of the Order below the rank of Past Grand Commander: The cap shall be of bright red velvet (or silk) and the cross displayed on the front of the cap shall be appropriate to rank— red Passion Cross for members below the Rank of Commander; red Passion Cross with gold rays for Commanders and Past Commanders; and red Templar Cross for all Grand Officers and Past Grand Officers entitled to permanent rank.

b. For Past Grand Commanders: The cap shall be of purple velvet (or silk) with Purple Templar Cross trimmed in gold.

c. For all ranks: The Cross shall be two inches high.

4. **COMMANDERY BADGE:** The distinctive badge of a constituent Commandery shall be worn on the right breast of the mantle. The badge will be no less than five inches or more than eight inches high. The badge of the Commandery shall be superimposed upon the Malta Cross, or the Malta Cross shall be incorporated within the Commandery badge. The design shall be approved by the Grand Commandery. (Figure 3) No Templar jewels or recognition shall be worn on the mantle.

5. **SWORD AND SCABBARD:** The sword and scabbard shall conform to the regulations of the Grand Commandery.

6. **SWORD SLING:** The sword shall be suspended, when required to be worn, on a sling to be worn over the right shoulder, to terminate in two straps with snaps to fasten to the two upper rings of the scabbard.

7. **TROUSERS:** The trousers shall be of black clothing material and to be without cuffs or ornamentation.

8. **SHIRT:** Shirt to be white, white turn down collar.

9. **NECKTIE:** Black four-in-hand, without stick pin.

10. **GLOVES:** Buff colored, of lisle thread or chamoisette.

11. **HOSE:** Black hose.

12. **SHOES:** Black shoes

DRESS UNIFORM

LONG COAT STYLE

Description from the Constitution

Section 512.

(a) COAT:

1. For the Grand Commander, the Deputy Grand Commander, Past Grand Commanders, and Past Deputy Grand Commanders:

A double-breasted frock coat of black cloth, the skirt to extend to within two inches of the bend of the knee, and to be finished with side edge on each side that shall extend two-thirds the length of the skirt. There shall be two rows of half-round, black, uncut velvet covered buttons on the front, nine buttons in each row, placed by threes. The distance between the rows shall be from eight to ten inches at the top and four to five inches at the bottom. There shall be four like buttons on the back of the coat (two at waist (figure 1) seam and one at lower edge of each side edge). The diameter of the buttons shall be three-quarters of an inch. The coat shall be lined with black material, have standing collar, to hook in front, and to rise no higher than to permit free movement of the chin. The sleeves shall be stitched at a point three and one-half inches from the end of the sleeve to form a cuff, with three small half round, black uncut velvet covered buttons on each sleeve. No other ornamentation.

2. For all other Officers and Past Officers of the Grand Commandery, Past Commanders, and Commanders:

The same as described for the Grand Commander, except that the buttons shall be dome buttons, black ivory or silk covered, and placed at equal intervals instead of by threes (figure 2).

3. For all other Officers of Commanderies and for Sir Knights:

The same as described for Commanders, except that the coat shall be single breasted (figure 3).



Figure 1



Figure 2



Figure 3

(b) TROUSERS:

The trousers shall be of black cloth to match the coat and without cuffs or ornamentation.

(c) CHAPEAU:

The same as listed in Section 510 (c).

(d) SWORD AND SCABBARD:

The same as listed in Section 510 (d), except that the scabbard shall be suspended by three metal rings, two at the upper mount and one at the middle mount.

(e) BELT AND BUCKLE:

For Past Grand Commanders:

A belt of black enameled leather body, one and three-fourth inches wide, covered with purple and gold wire lace interline (four rows of gold and three of purple), with gold plated inside slides, with extra black leather band on the inside of the felt to carry the slides for the three slings of black leather, seven-eighths of an inch wide, two short and one long, covered with rows of gold wire lace with one row of purple between, the slings to have lengthening buckles with gold plated swivels at the lower ends, and a gold plated sword hook at the top of the second sling. The buckle shall be rectangular, two inches high and three inches wide of hard metal, gold plated, with a polished bevel edge one-eighth of an inch in width. The face shall be stippled in vermicelli pattern with dull finish, and shall bear a Templar Cross in purple enamel, one and one eighth inches square, without rays, over which shall be the motto "IN HOC SIGNO VINCES" in block letters in relief with polished face; the buckle shall be attached to the belt with a French fastener and the return end held in place by a sliding loop of gold wire lace one-fourth of an inch wide.

For the Grand Commander, all other Officers of Grand Commandery during incumbency in office, Past Deputy Grand Commanders, Past Grand Generalissimos, and Past Grand Captains General:

The same as described for Past Grand Commanders, except that black and gold wire lace shall be substituted for purple and gold lace, gold plated chains shall be substituted for leather slings, and the Templar Cross shall be red.

For Commanders, Division Commanders, and Past Commanders (including former Officers of Grand Commandery): The same as described for the Grand Commander, except that a red Passion Cross shall be substituted for the Templar Cross on the buckle. Any Commandery, however, may select a distinctive buckle, subject to the approval of the Grand Commander.

For all other Officers of Commanderies and for Sir Knights:

The same as described for Commanders, except that the buckle and chains shall be silver-plated instead of gold plated.

(f) BALDRIC:

For Officers of Commanderies below the rank of Captain General and for Sir Knights:

The baldric shall have a body four inches in width, the center of white moiré antique silk, bordered on each side with black silk velvet one inch in width; over the seam where the velvet joins the silk, there shall be a strip of navy lace one-fourth of an inch wide. On the center and front of baldric there shall be a white metal star of nine points (alluding to the nine founders of the Order); in the center of the star a Passion Cross without rays, the center of which is filled with red silk velvet of enamel surrounded by the motto "IN HOC SIGNO VINCES", such star to be three and three fourths' inches in diameter. The ends of the baldric shall be held in place by metal clasps or fasteners so that the point of intersection shall be six inches from the lower end of the baldric. The metal clasp at point of intersection shall have on the outside a metal plate in shape of a Templar Cross, with or without a device for supporting a sword. The baldric shall be lined with green moiré silk throughout its entire width and length. At the back of the baldric, so as to show on the left breast when worn reversed, there

shall be a Red Cross of equal arms and angles, being four inches square. The shoulder seam on the outside of the baldric shall be covered, on the white center only, with silver wire lace. The baldric shall be worn from the right shoulder to the left hip.

(g) SHIRT:

A plain white shirt.

(h) SHIRT COLLAR:

The collar shall be of white linen, standing, closed in front and sufficiently high to show one-fourth of an inch above the coat collar.

(i) GLOVES:

Gloves shall be buff colored, of lisle thread or chamoisette.

(j) HOSE: Black hose.

(k) SHOES: Black shoes.

DRESS UNIFORM

FATIGUE UNIFORM

Description from the Constitution

Section 513.

(a) COAT:

For the Grand Commander, Deputy Grand Commander, Past Grand Commanders, and Past Deputy Grand Commanders:

The fatigue coat shall be a three button, double-breasted sack coat, to close with two buttons and to be of black unfinished worsted cloth or similar black clothing material. It shall have side pockets with flaps and a left breast pocket. On the points of the collar there shall be a one-inch Templar Cross of gold thread (see note below) embroidered on the coat, or on patches sewn on the coat, with velvet centers in the arms of the Cross. On the left sleeve just below the shoulder seam there shall be embroidered on the sleeve, or on a patch sewn on the sleeve, the word "PENNSYLVANIA" in plain block letters in semi-circular shape, and below the word, a Templar Cross corresponding with those on the collar. There shall be a one-half inch black braid on each sleeve forming a cuff. The coat shall have six buttons of half round black uncut velvet, three on each side, with two buttons on each cuff. The coat shall be lined with black material and have two inside pockets. For Past Grand Commanders, the velvet center of the Cross shall be purple; for the Grand Commander, the Deputy Grand Commander, and Past Deputy Grand Commanders, it shall be red.

NOTE: — *Embroidery may be either by machine or by hand and thread may be of either rayon (or other suitable and practical material) or metallic bullion.*

For the other elective Officers of Grand Commandery during incumbency in office, Past Grand Generalissimos, and Past Grand Captains General:

The same as described for the Grand Commander, except that the buttons shall be dome buttons, black ivory or silk covered.

For appointive Officers of the Grand Commandery during incumbency in office:

The same as described for the elective Officers of the Grand Commandery, other than the Grand Commander and the Deputy Grand Commander, except that instead of the embroidery on the left sleeve there shall be substituted the following: just below the shoulder seam, the name of the Commandery in semicircular shape and below the name the number of the Commandery of which the wearer is a member, and below the number, the word "PENNSYLVANIA" in a horizontal line, all embroidered in plain block letters of gold thread (see note at end of 1. above).

For Commanders, Division Commanders, and Past Commanders (including former Officers of Grand Commandery):

The same as described for the appointive Officers of the Grand Commandery, except that a one-inch Passion Cross of gold thread with red center shall be substituted for the Templar Cross.

For all other Officers of Commanderies and for Sir Knights:

The same as described for Commanders, except that silver embroidery shall be substituted for gold.

(b) TROUSERS:

The trousers shall be of black cloth to match the coat and without cuffs or ornamentation.

(c) CAP:

For the Grand Commander, other Grand Officers during incumbency in office, Past Grand Commanders, Past Deputy Grand Commanders, Past Grand Generalissimos, and Past Grand Captains General:

A Military style Garrison Cap, also known as a Pershing Cap or Fatigue Cap, of black, gold band, and black visor, also referred to as a bill, with a gold chin strap attached with gold buttons (figure 1). 8-point style caps will remain regulation and wearable until such time as no currently owned caps remain, but Sir Knights are not permitted to procure new caps of said style from the date of adoption of this section.

For Past Grand Commanders: a metal purple Templar Cross outlined in gold (figure 4), two-inch square, fixed to the front of the cap just above the band; for all others enumerated above, the Templar Cross shall be red (figure 4). Past Grand Commanders and Grand Commanders golden oak leaf and acorn embellishment ("scrambled eggs") to be included on the visor.

For Commanders, Past Division Commanders, and Past Commanders (including former Officers of Grand Commandery): The same as described for the Grand Commander, a metal Passion Cross of red outlined in gold (figure 6), two inches in height with transverse arms in proportion to the height shall be substituted for the Templar Cross.

For Generalissimo and Captain General: The same as described for Grand Commander, except that the band, chinstrap, and buttons will be silver (figure 2) with a metal Passion Cross of red outlined in silver (figure 7).

For all other Officers of Commanderies and for Sir Knights: The same as described for Generalissimo and Captain General, except a black band, silver chins strap with silver buttons (figure 3) and Passion Cross of red outlined in silver.



Figure 1



Figure 2



Figure 3



Figure 4



Figure 5



Figure 6



Figure 7

- (d) SHIRT: Shirt to be white, white turn down collar.
- (e) NECKTIE: Black four in hand, without stick pin.
- (f) GLOVES: Buff colored, of lisle thread or chamoisette.
- (g) HOSE: Black hose.

(h) SHOES: Black shoes.

End of Manual

NOTES